

BULETINUL INSTITUTULUI POLITEHNIC DIN IAȘI
Publicat de
Universitatea Tehnică „Gheorghe Asachi” din Iași
Volumul 64 (68), Numărul 3, 2018
Secția
CONSTRUCȚII. ARHITECTURĂ

ANALYSIS OF THE THERMO-CONVECTION VARIATION IN TUBULAR HEAT EXCHANGERS FUNCTIONING WITH NANOFLUID

BY

ANDREEA-IRINA BARAN* and THEODOR MATEESCU

”Gheorghe Asachi” Technical University of Iași,
Faculty of Civil Engineering and Building Services

Received: June 18, 2018

Accepted for publication: July 26, 2018

Abstract. The paper presents the results of the numerical research carried out on a thermal storage module equipped with fascicle geoschimbers, working with nanofluid. The original design solution is designed for seasonal heat storage in heating / air conditioning systems for buildings and shows interest in superior energy efficiency compared to classical solutions. The study is carried out with the purpose of capitalizing the results for the realization of variable geometry modular geothermal heat exchangers. The advantage of the modular concept consists in increasing the energy efficiency and uniformity of the heat flow, ie the demand of the storage mass, by the dimensioning of the heat transfer surface inversely proportional to the temperature difference between the fluid and the solid. The use of nanofluids as a calizo agent is justified by the superior thermophysical performance of water, used in classical solutions.

Keywords: nanofluid; geoschimbers; thermal conductivity.

1. Introduction

Seasonal Thermal Energy Storage (STES) is a concept that refers to various technologies for storing heat or "cold" for periods of up to several

*Corresponding author: *e-mail*: i.aandreea@yahoo.com

months for reuse during periods of dearth. Excessive heat may be collected when available and used to offset the requirement as required. For example, thermal energy from solar panels or residual heat from air conditioning equipment can be collected in the summer months and used to heat the space during the winter months. The natural cold in winter outdoor air can also be stored and used in summer in conditioning.

Several STES heat storage solutions are known to cover a wide range of applications ranging from small, isolated buildings to urban networks. In general, energy efficiency increases and specific construction costs decrease with size. UTES (underground thermal energy storage - underground thermal energy storage in the soil can be done in the following variants:

- **ATES** (aquifer thermal energy storage) - storage of thermal energy in the aquifer
- **Borehole thermal energy storage** (BTES) - thermal storage in the ground using deep drilling
- **CTES** (cavern or mine thermal energy storage) - storage of thermal energy in caverns or underground galleries
- **Storage in mixed-function pilots** - resistance and energy

In all these solutions, the heat exchangers with the soil are of the linear type – closed loops – of constant geometry, using water as the agent or glycolic solution. As the main disadvantage, the heat flow is uneven across the exchanger.

In the envisaged solution, by realizing the apparatus from the insured modules having transfer surfaces dimensioned in a ratio inversely proportional to the temperature difference between the thermal agent and the soil, the heat flow and the stator load are uniformized.

Nanofluids are colloidal nanoparticle suspensions (1×10^{-7} m,..., 1×10^{-9} m) in a base fluid. Nanoparticles used are usually made of metals, oxides, carbides or carbon nanotubes. Common base fluids include water, ethylene glycol and oil.

2. Numerical Research

Due to the specific properties, the thermal conductivity increases and the convective heat transfer coefficient is comparable to the basic fluid.

2.1. Working Hypotheses

In the case of the study it was considered a storage module with dimensions $1.0 \times 1.0 \times 1.0$ m made of quartz sand with constant granulometric

and thermophysical characteristics, in which are implanted copper pipe sections with diameter 1 "and length of 1.0 m, disposed at different distances: 1d, 1.5d, 2d.

Working fluid was considered comparatively **water** and a **nanofluid composed of Al₂O₃ particulate water at concentrations of 2% and 4%**. Working temperatures were considered to be 50, 70 and 90°C, and flow rates of 0.5, 0.7 and 0.9 m³/h.

Output parameters were evaluated for convective transfer coefficients, working agent temperatures at exchanger exit and flue gas spectra across the exchanger.

2.2. Mathematical Model

Modeling was performed in the ANSYS program using the CFD approach that uses a numerical equation solving technique that governs flow in different types of geometry, depending on the boundary conditions. It presents the advantage that it reduces the number of experiments required and gives results that would be difficult to determine experimentally.

The temperature and flow fields for single-phase fluids in a tubular element are determined by solving the following equations:

Continuity equation:

$$\frac{\partial \rho}{\partial t} + \nabla(\rho U) = 0. \quad (1)$$

Equation of preservation of the amount of motion:

$$\frac{\partial}{\partial t}(\rho U) + \nabla(\rho U U) = -\nabla P + \nabla \tau + B. \quad (2)$$

Equation of energy conservation:

$$\frac{\partial}{\partial t}(\rho h) + \nabla(\rho U C_p T) = \nabla(k \nabla T). \quad (3)$$

In order to solve the stated equations we have calculated the thermo-physical parameters of the nanofluids used using the known relations:

Density:

$$\rho_{nf} = (1 - \phi)\rho_f + \phi\rho_p. \quad (4)$$

Specific heat:

$$C_p = (1 - \phi)C_{pf} + \phi C_{pp}. \quad (5)$$

Viscosity:

$$\mu_{nf} = (1 + 2.5\phi)\mu_f. \quad \mu_{nf} = (1 + 2.5\phi)\mu_f \quad (6)$$

Thermal conductivity:

$$\lambda_{nf} = \frac{\lambda_p + 2\lambda_f + 2(\lambda_p - \lambda_f)\phi}{\lambda_p + 2\lambda_f - (\lambda_p - \lambda_f)\phi}. \quad (7)$$

where: Φ is the volume concentration of the solid particle, [%]; ρ_p, f – particle/fluid density, [kg/m³]; C_{pp}, f – specific heat of the particles/fluid, [J/kg*K]; λ_p, f – thermal conductivity of the particles/fluid, [W/m*K].

The results are presented numerically in the Table 1.

Table 1
Numerical Results – Water and Water + Nanofluid

| Concentration % | Temperature C° | ρ kg/m ³ | Cp J/kg*K | μ kg/m*s | Λ W/m*K |
|-----------------|----------------|--------------------------|-----------|--------------|-----------------|
| 0 | 50 | 1,000 | 4,500 | 0.0015 | 0.9 |
| | 70 | | | | |
| | 90 | | | | |
| 2 | 50 | 1,085.2 | 4,113 | 0.00065 | 0.67917 |
| | 70 | 1,075.5 | 4,138.5 | 0.00048 | 0.69958 |
| | 90 | 1,063.3 | 4,167.7 | 0.00037 | 0.71416 |
| 4 | 50 | 1,182.5 | 4,044.8 | 0.00081 | 0.71787 |
| | 70 | 1,172.7 | 4,069.8 | 0.0006 | 0.73938 |
| | 90 | 1,160.2 | 4,098.4 | 0.00046 | 0.75474 |

2.3. Models geometry

The geometry of the studied model was developed using Autodesk Inventor 2016. The dimensions adopted for the quartz sand module were $L \times l \times h = 1.0 \times 1.0 \times 1.0$ m (Fig. 1) and the used tubular element is 1 m long and 1 " (Fig. 2).




Fig. 1 – Quartz sand cube.



Fig. 2 – The copper tube.

2.4. Results

In order to compare the three types of fluids: water and two suspensions with different concentrations of nanofluid, numerical simulations were performed to establish the correlations between the Reynolds flow regimes and the convective transfer coefficient α .

The Reynolds number is defined by the relationship:

$$\text{Re}_{nf} = \frac{u_m L}{\nu_{nf}} \quad (8)$$

The value of the convective coefficient α is calculated using the Nusselt number:

$$\text{Nu} = \frac{\alpha L}{\lambda}. \quad (9)$$

The convective coefficient is calculated with the relation:

$$\alpha = (\text{Nu} \lambda) / L. \alpha = \frac{\text{Nu} \lambda}{L} \quad (10)$$

The temperature and speed spectra describing the evolution of the transfer phenomena are viewed after the completion of the calculation process.

Fig. 3 illustrates an example of temperature visualization in one of the cases studied. The color legend highlights temperature variation from 323 to 310.83 K, depending on the required boundary conditions.

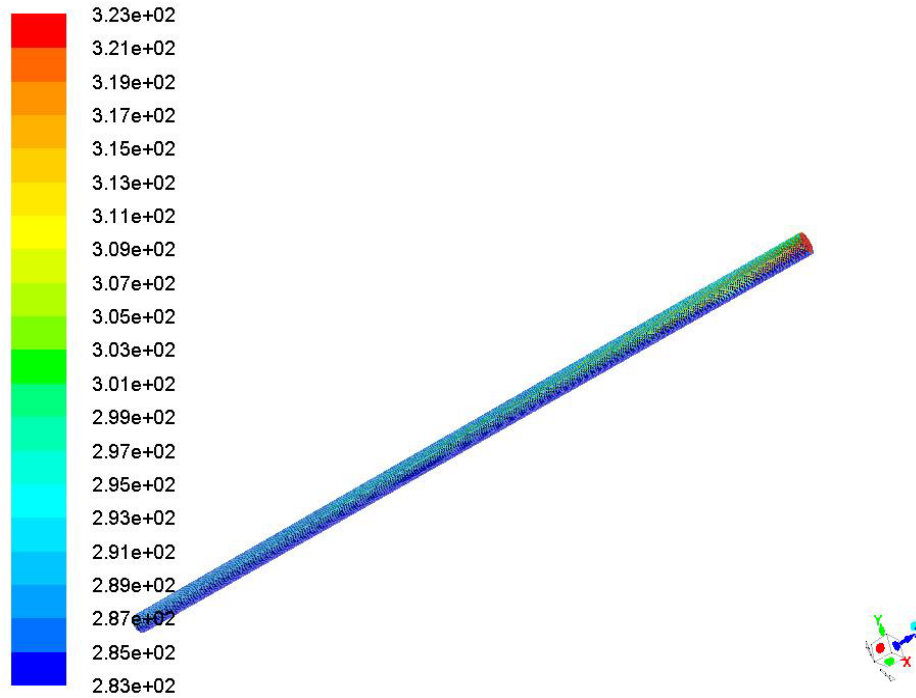


Fig. 3 – Temperature profile for Al_2O_3 - 2%.

In Figs. 4 and 5, the values of the convective transfer coefficient and of the exit temperatures corresponding to the different thermo-hydraulic regimes are represented.

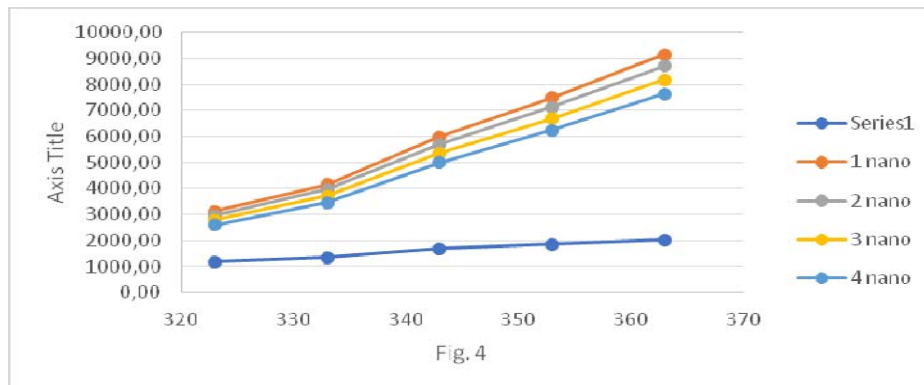


Fig. 4

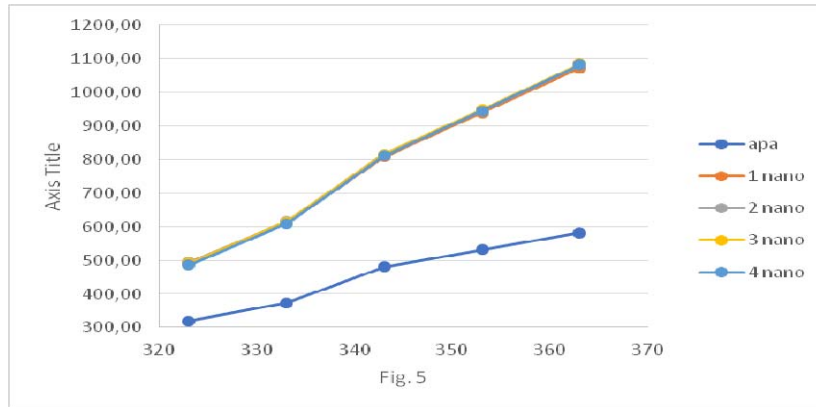


Fig. 5

We note that in the two situations where we have nanofluid water in various concentrations, the numerically determined values, using a CFD approach, are about the same.

The presence of nanofluid in the working agent improves the heat transfer from the fluid to the soil.

3. Conclusions

In the paper, the thermal transfer capacity of a caliber agent consisting of water with different concentrations of nanofluid to the transfer surfaces of the tubular modules was studied comparatively.

The results confirm the superior efficacy of the nanofluid constituted by suspensions of metallic materials in water, directly proportional to the solids concentration.

Under the conditions of the adapted working hypotheses, the optimal solution corresponds to the 2% concentration.

Acknowledgements. The authors would like to express their appreciation to the organization committee of the Conference for PHD Students of Technical University of Jassy. The outcomes displayed in this paper were presented to the above-mentioned conference which took place on May 23 – 24, 2018.

REFERENCES

- Chris Kuprianczyk, *Seasonal Thermal Energy Storage*, NPRE 498 Energy Storage and Conveyance, Chicago, USA.
- Luciu Razvan-Silviu, *Studiu privind îmbunătățirea performanțelor schimbătoarelor de caldură utilizând nanofluid*, Doctoral Thesis, Iași, 2011.

Socaciu Lavinia Gabriela, *Seasonal Sensible Thermal Energy Storage Solutions*, Leonardo Electronic Journal of Practices and Technologies, 19, July-December 2011.

* * *Underground Thermal Energy Storage. Improving efficiency through seasonal heat storage*, REHAU.

* * www.wikipedia.ro.

VARIAȚIA REGIMULUI TERMO-CONVECTIV ÎN SCHIMBĂTOARE DE CALDURĂ CU ELEMENTE TUBULARE FUNCȚIONÂND CU NANOFUID

(Rezumat)

În cadrul lucrării se prezintă rezultatele cercetării numerice efectuată asupra unui modul de stocator termic echipat cu geoschimbător fascicular, funcționând cu nanofluid. Soluția de concepție originală este destinată stocării sezoniere a căldurii în sistemele de instalații de încălzire/climatizare pentru clădiri și prezintă interes prin eficiența energetică superioară față de soluțiile clasice. Studiul este efectuat în scopul valorificării rezultatelor pentru realizarea geoschimbătoarelor de caldură modulare cu geometrie variabilă. Avantajul conceptului modular constă în creșterea eficienței energetice și uniformizarea fluxului termic, respectiv a solicitării masei de stocare, prin dimensionarea suprafeței de transfer de caldură invers proporțional cu ecartul de temperatură dintre fluid și solid. Utilizarea nanofluidelor ca agent caloportor se justifică prin performanțe termofizice superioare apei, utilizate în soluțiile clasice.